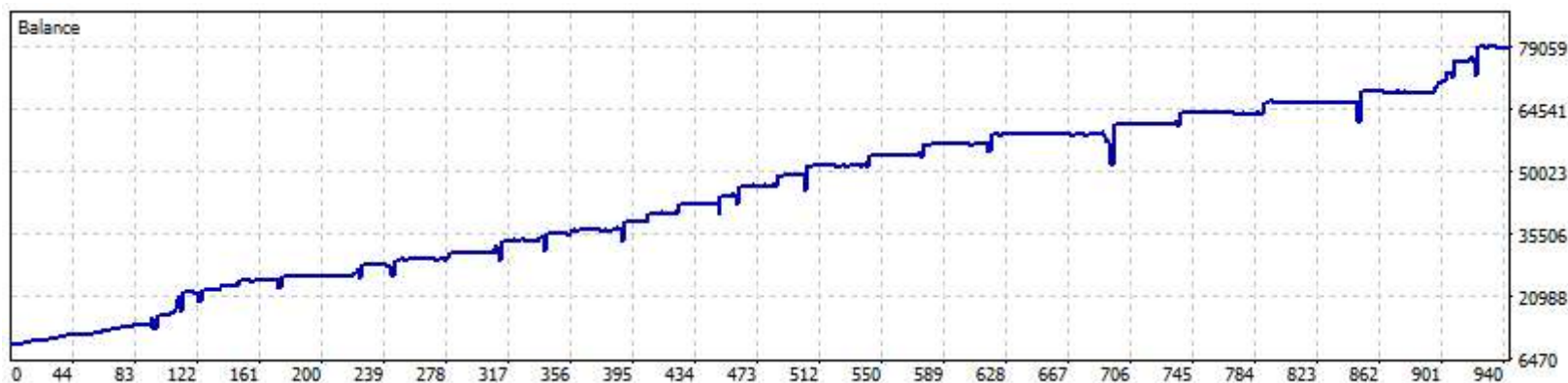
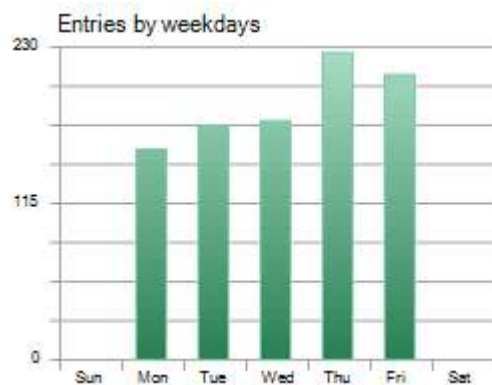
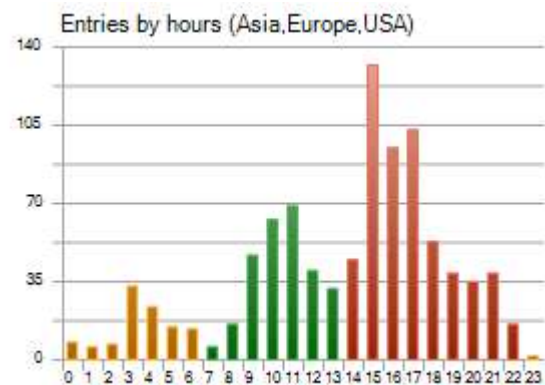


Company: **Tickmill UK Ltd**
Currency: **EUR**
Initial Deposit: **10 000.00**
Leverage: **1:200**

Results

History Quality:	99%	Ticks:	107949108	Symbols:	1
Bars:	442026	Balance Drawdown Absolute:	38.44	Equity Drawdown Absolute:	156.34
Total Net Profit:	68 962.43	Balance Drawdown Maximal:	7 583.76 (12.77%)	Equity Drawdown Maximal:	12 349.68 (20.51%)
Gross Profit:	215 178.86	Balance Drawdown Relative:	16.74% (3 568.18)	Equity Drawdown Relative:	20.51% (12 349.68)
Gross Loss:	-146 216.43				
Profit Factor:	1.47	Expected Payoff:	73.44	Margin Level:	228.34%
Recovery Factor:	5.58	Sharpe Ratio:	1.38	Z-Score:	20.28 (99.74%)
AHPR:	1.0025 (0.25%)	LR Correlation:	0.99	OnTester result:	8.210000000000001
GHPR:	1.0022 (0.22%)	LR Standard Error:	2 360.82		
Total Trades:	939	Short Trades (won %):	474 (54.64%)	Long Trades (won %):	465 (60.43%)
Total Deals:	1878	Profit Trades (% of total):	540 (57.51%)	Loss Trades (% of total):	399 (42.49%)
		Largest profit trade:	9 316.66	Largest loss trade:	-5 114.73
		Average profit trade:	398.48	Average loss trade:	-366.46
		Maximum consecutive wins (\$):	4 (4 230.38)	Maximum consecutive losses (\$):	2 (-5 332.49)
		Maximal consecutive profit (count):	9 458.35 (2)	Maximal consecutive loss (count):	-5 332.49 (2)
		Average consecutive wins:	1	Average consecutive losses:	1





Correlation (Profits,MFE): **0.78**

Correlation (Profits,MAE): **0.18**

Correlation (MFE,MAE): **-0.3840**