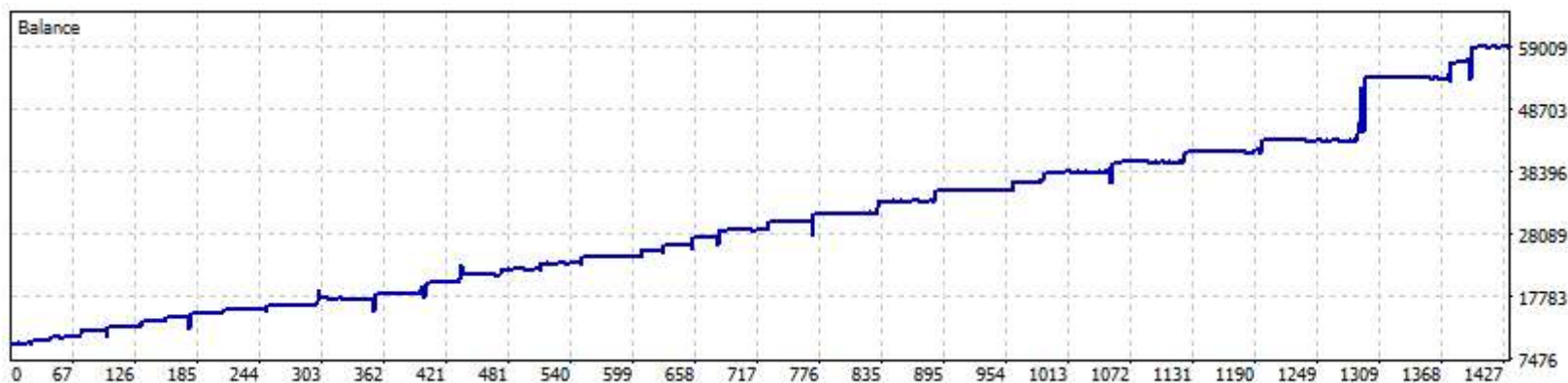
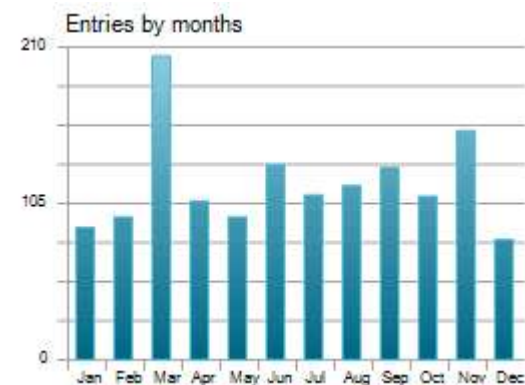
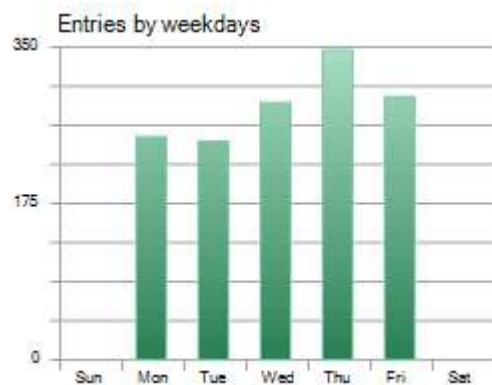
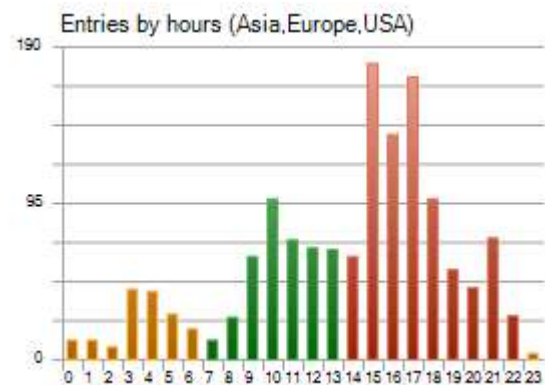


Company: **Tickmill UK Ltd**
Currency: **EUR**
Initial Deposit: **10 000.00**
Leverage: **1:200**

Results

History Quality:	99%	Ticks:	107949108	Symbols:	1
Bars:	442026	Balance Drawdown Absolute:	44.99	Equity Drawdown Absolute:	291.67
Total Net Profit:	48 847.42	Balance Drawdown Maximal:	7 568.77 (14.44%)	Equity Drawdown Maximal:	12 527.26 (25.27%)
Gross Profit:	143 764.81	Balance Drawdown Relative:	18.00% (3 375.23)	Equity Drawdown Relative:	25.27% (12 527.26)
Gross Loss:	-94 917.39				
Profit Factor:	1.51	Expected Payoff:	34.28	Margin Level:	184.45%
Recovery Factor:	3.90	Sharpe Ratio:	1.23	Z-Score:	18.88 (99.74%)
AHPR:	1.0014 (0.14%)	LR Correlation:	0.98	OnTester result:	5.25
GHPR:	1.0012 (0.12%)	LR Standard Error:	2 279.18		
Total Trades:	1425	Short Trades (won %):	721 (65.33%)	Long Trades (won %):	704 (64.35%)
Total Deals:	2850	Profit Trades (% of total):	924 (64.84%)	Loss Trades (% of total):	501 (35.16%)
		Largest profit trade:	9 171.71	Largest loss trade:	-4 947.75
		Average profit trade:	155.59	Average loss trade:	-189.46
		Maximum consecutive wins (\$):	8 (820.59)	Maximum consecutive losses (\$):	2 (-7 568.77)
		Maximal consecutive profit (count):	9 403.13 (3)	Maximal consecutive loss (count):	-7 568.77 (2)
		Average consecutive wins:	2	Average consecutive losses:	1





Correlation (Profits,MFE): **0.83**

Correlation (Profits,MAE): **-0.22**

Correlation (MFE,MAE): **-0.6439**