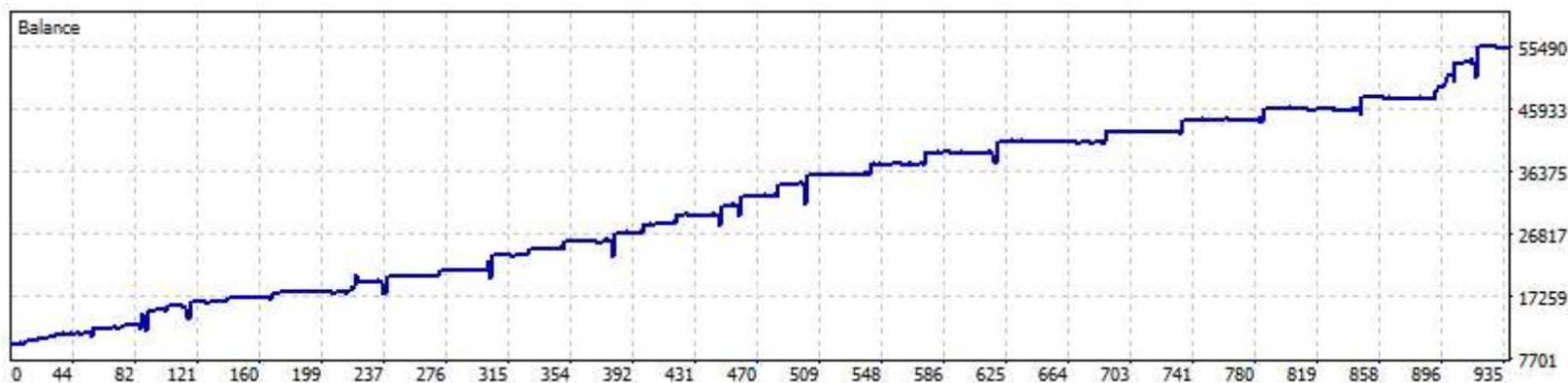
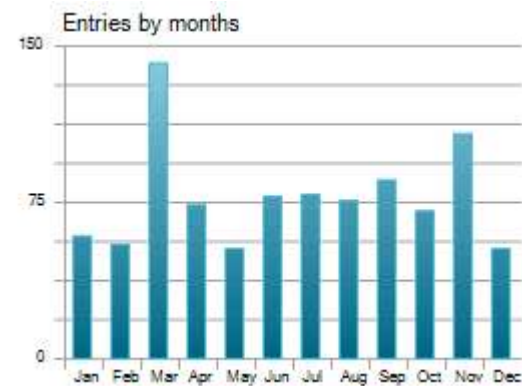
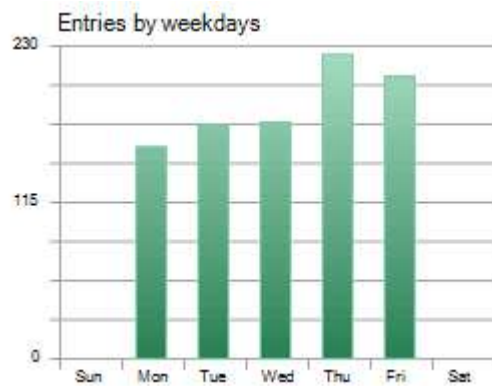
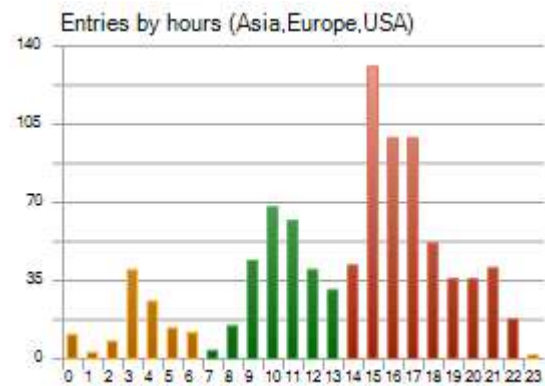


Company: **Tickmill UK Ltd**
Currency: **EUR**
Initial Deposit: **10 000.00**
Leverage: **1:200**

Results

History Quality:	99%	Ticks:	107949108	Symbols:	1
Bars:	442026	Balance Drawdown Absolute:	0.00	Equity Drawdown Absolute:	497.10
Total Net Profit:	45 415.66	Balance Drawdown Maximal:	3 424.14 (9.82%)	Equity Drawdown Maximal:	9 362.85 (17.56%)
Gross Profit:	139 254.20	Balance Drawdown Relative:	18.39% (2 705.87)	Equity Drawdown Relative:	18.33% (4 940.01)
Gross Loss:	-93 838.54				
Profit Factor:	1.48	Expected Payoff:	48.62	Margin Level:	265.73%
Recovery Factor:	4.85	Sharpe Ratio:	1.25	Z-Score:	21.07 (99.74%)
AHPR:	1.0021 (0.21%)	LR Correlation:	0.99	OnTester result:	6.18
GHPR:	1.0018 (0.18%)	LR Standard Error:	1 433.20		
Total Trades:	934	Short Trades (won %):	468 (53.85%)	Long Trades (won %):	466 (60.52%)
Total Deals:	1868	Profit Trades (% of total):	534 (57.17%)	Loss Trades (% of total):	400 (42.83%)
		Largest profit trade:	4 936.19	Largest loss trade:	-3 066.00
		Average profit trade:	260.78	Average loss trade:	-234.60
		Maximum consecutive wins (\$):	4 (798.46)	Maximum consecutive losses (\$):	2 (-2 858.70)
		Maximal consecutive profit (count):	4 936.19 (1)	Maximal consecutive loss (count):	-3 066.00 (1)
		Average consecutive wins:	1	Average consecutive losses:	1





Correlation (Profits,MFE): **0.83**

Correlation (Profits,MAE): **0.04**

Correlation (MFE,MAE): **-0.4164**