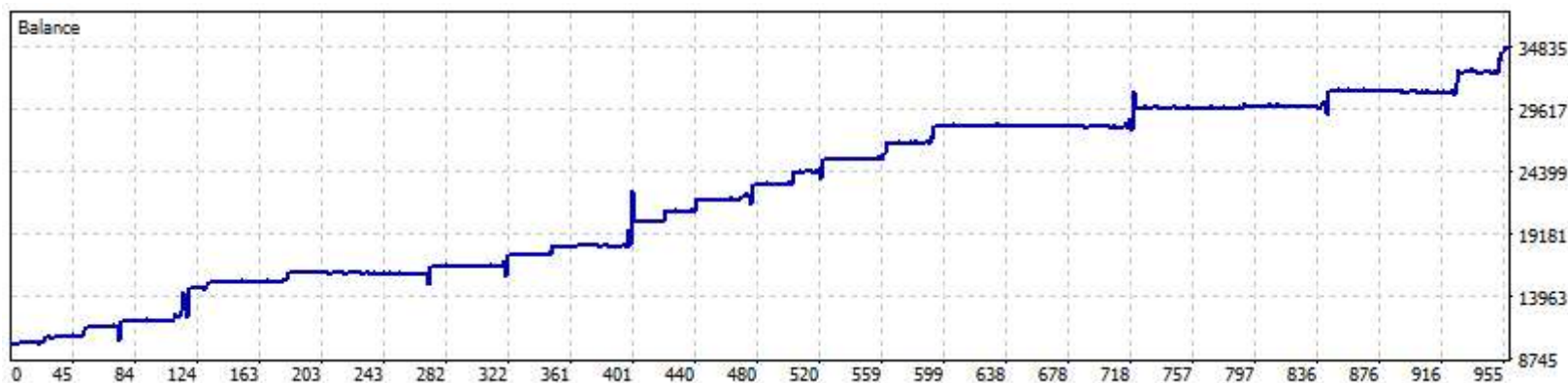
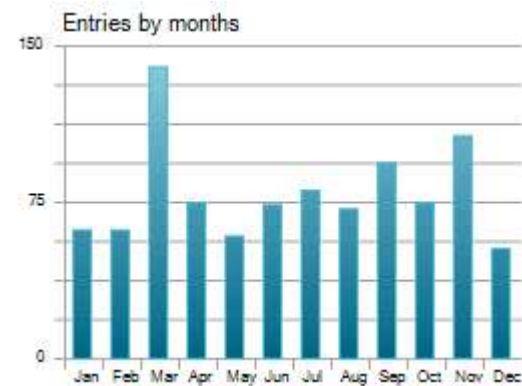
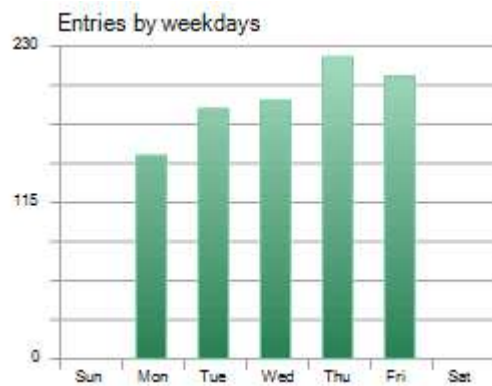
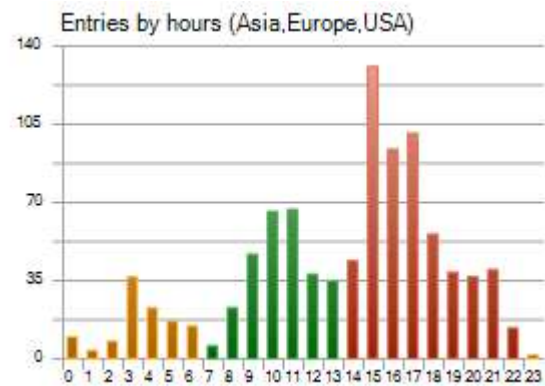


Company: **Tickmill UK Ltd**
Currency: **EUR**
Initial Deposit: **10 000.00**
Leverage: **1:200**

Results

History Quality:	99%	Ticks:	107949108	Symbols:	1
Bars:	442026	Balance Drawdown Absolute:	0.00	Equity Drawdown Absolute:	118.06
Total Net Profit:	25 097.40	Balance Drawdown Maximal:	2 590.53 (11.35%)	Equity Drawdown Maximal:	2 994.42 (12.09%)
Gross Profit:	81 203.87	Balance Drawdown Relative:	14.16% (2 027.80)	Equity Drawdown Relative:	12.09% (2 994.42)
Gross Loss:	-56 106.47				
Profit Factor:	1.45	Expected Payoff:	26.31	Margin Level:	401.66%
Recovery Factor:	8.38	Sharpe Ratio:	1.57	Z-Score:	20.42 (99.74%)
AHPR:	1.0015 (0.15%)	LR Correlation:	0.98	OnTester result:	6.12
GHPR:	1.0013 (0.13%)	LR Standard Error:	1 222.61		
Total Trades:	954	Short Trades (won %):	484 (56.20%)	Long Trades (won %):	470 (61.91%)
Total Deals:	1908	Profit Trades (% of total):	563 (59.01%)	Loss Trades (% of total):	391 (40.99%)
		Largest profit trade:	4 499.96	Largest loss trade:	-2 584.15
		Average profit trade:	144.23	Average loss trade:	-143.49
		Maximum consecutive wins (\$):	5 (95.94)	Maximum consecutive losses (\$):	2 (-2 027.80)
		Maximal consecutive profit (count):	4 499.96 (1)	Maximal consecutive loss (count):	-2 584.15 (1)
		Average consecutive wins:	1	Average consecutive losses:	1





Correlation (Profits,MFE): **0.81**

Correlation (Profits,MAE): **0.12**

Correlation (MFE,MAE): **-0.3662**